

LD61 & LD62

LED Wall and Indicator Light



Data sheet - Page 1



Design: Light IQ Project: Private Residence Product: LD61

Ultra small, single LED marker light and wallwash luminaire. The LD61/62 utilises a specially designed reflector to produce a soft diffused glow. It can be used on walls to create interesting effects as well as lighting up steps and staircases, and the colours look fantastic!

Key Features

- High quality machined components
- No visible fixings
- Minimal aesthetic
- LD61 produces a soft 360° angle of illumination
- LD62 adds a narrow 25° beam to the 360° angle of illumination, making it ideal for illuminating steps or pathways below
- Integral anti-wicking barrier increases protection against moisture ingress due to incorrect IP rated cable connections (IP connections are still required)
- Fixing options include spring fixing clips or O-rings and a first fix sleeve
- Rated IP67 for exterior or interior walls
- Available with Switch, 0-10V, DMX, Dali or Mains dimmable drivers



Specification

Applications



Beam Angles

360°(LD61) or 360°+ 25°(LD62)

LED type

1 x Cree XPG2

Colour temperature

2700K** / 3000K | 5000K

Drive Current (mA)

350 | 500 | 350 | 500

LED power* (W)

1.2W | 1.7W | 1.2W | 1.7W

CRI (typical)

93 | 93 | 75 | 75

Forward voltage (V)₁₀₀

3.0V | 3.2V | 3.0V | 3.2V

LED lifetime (to 70% lumen maintenance)

50,000hrs at a max ambient temperature of 35°C (if specifying fitting in ambient temperatures of up to 45°C run at 350mA max, LD61/62-350)

Materials

Machine finish 316 stainless steel and acrylic

Wiring

Comes pre-wired with 2 core 100mm lead, can be specified with up to 10m at extra cost

IP rating

IP67

* LED wattage includes losses associated with using an 85% efficient driver

**2700K is 12% lower than the 3000K lumen figure listed

4000K is 14% higher than the 3000K lumen figure listed (80 CRI)

LD61 & LD62

LED Wall and Indicator Light


Data sheet - Page 2



LD61
360° illumination



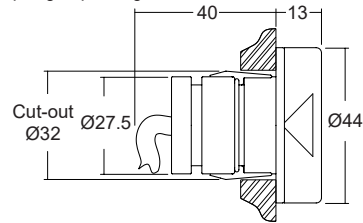
LD62
360° + 25° illumination



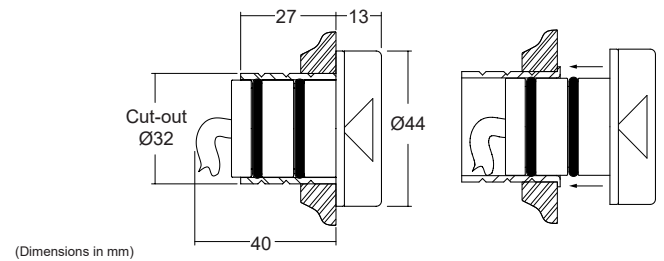
Design: Light IQ | Project: Private Residence | Product: LD61

Dimensions and Fixing Options

/SC - Spring clip fixing



/480 - O-rings and sleeve, this is most suited for wet and exterior environments



Order Codes and Options

Product code	LED colour	Finish	Fixing
LD61/62 - 350 - 500	<input type="text"/>	<input type="text"/>	<input type="text"/>

Example: LD61-500 / LW30 / Stainless steel / 480

Product codes with output options

350mA 1.2W	LD61-350	500mA 1.7W	LD61-500
	LD62-350		LD62-500

LED colour options

LED colour options	Suffix
Extra Warm White (2700K)	/LW27
Warm White (3000K)	/LW30
White (4000K) - on request	/LW40
Cool White (5000K)	/LW50
Blue	/LB
Green	/LG
Red	/LR
Amber	/LA

Finish options

Brushed stainless steel

Fixing options

Spring clips	/SC
First fix sleeve and O-rings	/480

Use with 350mA or 500mA constant current LED drivers

We have a wide range of dimmable LED drivers, 0-10V, DMX, DALI and Mains dimmable. Please see the downloads section on our website:
To run 1-14 LD61/62-350 in series use a TXDEL350D (0-10V dimmable)
To run 1-14 LD61/62-500 in series use a TXDEL500D (0-10V dimmable)